



क्षेत्रीय कार्यालय
REGIONAL OFFICE
राजस्थान राज्य प्रदूषण नियंत्रण मण्डल, भीलवाडा
RAJASTHAN STATE POLLUTION CONTROL BOARD, BHILWARA
Email:-rorpcb.bhilwara@gmail.com
www.environment.rajasthan.gov.in



(Post/E-mail)

RPCB/RO Bhil/HOR-35/8)

Date: 14.04.2026

Member Secretary,
Rajasthan State Pollution Control Board,
Jaipur.

(GIC-Textile)

Sub.:- Regarding News report relayed on local channels in the name of Lok Jeevan & India News, on dated 10.04.2026.

Sir,


In reference to above subject, kindly find enclosed the Complaint Verification Report dated 10.04.2026, along with observations dated 13.04.2026, regarding the alleged discharge of effluent into Guwardi and Mandapiya Nalla from M/s Anant Syntex Pvt Ltd at Chittorgarh Road, Bhilwara.

In view of the above, report is submitted for kind perusal and necessary action at Head Office level.

Regards,

Sincerely,

Encl: - As above.


(Deepak Dhanetwal)
SEE & Regional Officer

18-19.पन्नाधाय सर्किल. आजादनगर. भीलवाडा
18-19, Near Pannadhaya Circle, Azad Nagar Bhilwara.

For more information related to monitoring of textile process houses visit www.rspcbhilwara.in

RAJASTHAN STATE POLLUTION CONTROL BOARD, BHILWARA

Inspection Report

1.	a. Name of the Industry	M/s Anant Syntex Ltd
	b. Address of the industry	Post Box No. 107, Village - Gathaila Khera, Chittorgarch road, Bhilwara, Rajasthan
	c. E-mail	Anantsyntexlimited@gmail.com
	d. Fax	-
	e. Mobile	9785991777
	f. Telephone	-
2.	Date of inspection	10.04.2026
3.	Name and Designation of the person contacted	Shri Himmat Shahu (Chief engineer)
4.	Type of industry	Textile Processing-Fabric
5.	Nature of industry	1. Water Polluting 2. Air Polluting 3. Hazardous Waste generation
6.	Size of industry: Large/Medium/Small	Medium
7.	Category of industry : Red/Orange/Green/Other	Red
8.	Status of operation: operational/non-operational / closed/any other- if non-operational reason and period of non-operation.	Operational
9.	List of partners/directors/proprietor with address	List enclosed with Consent application.
10.	Status of consent under the Water Act, 1974	Consent to operate under Water & Air Act's was issued vide HO Letter No.-F(Tech)/BHILWARA(Bhilwara)/30(1)/2008-2009/ 7752-7754 dated 28.03.2023 for the period from 14/03/2023 to 31/05/2027 for the capacity i.e. Processing of Cotton / Synthetic Fabric
11.	Status of consent under the Air Act, 1981	

		(Including capacity consented under CTO dated 17.02.2023) - 62.00 Lac Meters/ Months.
12.	Name of raw materials with quantity (per day or per month or annum)	As per consent application.
13.	Name of product(s) and by-products manufactured with quantity (per day or month or annum)	As per consent application.
14.	Water related: -	
	1. Source of water	Bore well
	2. Status of metering arrangement on sources	Yes
	3. Meter reading (if meter provided)	-
	4. Metering arrangement for water consumption in various process/use	Available
	5. Water consumption process/purpose wise	Available
	6. Status of log book of water drawl and consumption	-
15.	Waste water generation (Stream wise) per day	Industrial- Approx 1400 KLD
16.	Whether the industry is connected with CETP or has provided Effluent Treatment Plant or treatment not required?	N.A.
17.	In case Effluent Treatment Plant (ETP) provided, details of same (In case of multiple ETP's or STP's. Please provide details for all):	ETP flow chart enclosed as annexure-I
	A. Effluent Treatment Plant (ETP) unit operation/processes with details and status (enclose flow sheet)	Unit has installed the ETP 2800 KLD comprising the Oil and grease trap, Equalization Tank (Approx 5 Lac liters), DAF, Primary Settling Tank (Approx 6 Lac Litters - Two Tank), Sum Tank, Sludge Thickener, Sand filter, Treated water storage tank and also installed Three stage

		RO plant with 900 KLD capacities of I st RO stage, 600 KLD capacities of II nd RO stage, 300 KLD capacity of III rd RO stage (2Nos), 275 KLD capacities of IV th RO stage, MEE (75 KLD) followed by ATFD (90 Kg/ Hr).
	B. Operational status of ETP units at the time of inspection	Operational
	C. Whether separate electric meter for Effluent Treatment Plant is provided or not? If, yes, then readings thereof.	Yes
	D. Whether water meter at inlet, outlet and for recycle has been provided or not?	Yes
	E. Whether logbook for operation, electric meter/water meters/ chemicals consumption is maintained or not?	Yes, maintained daily basis
	F. Characteristics of waste water (as per site observation) pH, Temperature, Conductivity, Dissolved Oxygen	-
18.	Discharge of waste water (per day)	Avg. 1400 KL of effluent generated from process on daily basis, presently.
19.	Point of discharge/disposal of waste water and ultimate receiving body. Adequacy of disposal:	Zero Liquid Discharge
20.	Recycle of treated effluent (if any)	ETP Recycled - 500 KL/ Day RO Permit (All Stage) - 820 KL/ Day MEE Condensate - 35 KL/ Day
21.	Details of recycling arrangements	ETP, Than RO Permeate & Then MEE Condensate.
22.	Metering arrangement for recycling? If yes, then meter reading	Yes
23.	Whether industry is a member of CETP? Provide details.	N.A.
24.	CETP inlet norms	N.A.

25.	Method of conveyance of waste water from industry to CETP:			N.A.		
26.	Adequacy of the CETP for total effluent reaching CETP			N.A.		
27.	Details of air pollution:					
A.	Process Stacks/Flue gas stack, provided or not.			Yes, provided		
Sr. No	Stack attached to process	Stack height in meter & its adequacy	Probable pollutants	Details of APCM	Comment on adequacy of APCM	Whether adequate and safe infrastructural monitoring facility provided or not?
1	COAL FUEL FIRED BOILER 01 Nos. - (10 TPH)	Approx. 33 meters	SO ₂ , Particulate Matter, & NO _x	Dust Collector, Cyclone, connected with Stack.	Adequate PCM	Provided.
2	COAL FIRED THERMOPACK 01 Nos. - 20 LAC KCAL/HR), 01 Nos. - 30 LAC KCAL/HR)					
i)	Status of energy meter & hour meter			Not Applicable		
ii)	Status of log book of operation and meter			Not Applicable		
B.	Source of fugitive emission and measures taken to control, if any with details & adequacy:- Not Applicable					

S No	Source	Probable pollutants	Details of APCM	Comment on adequacy of APCM
i)	Status of energy meter & hour meter		Not Applicable	
ii)	Status of log book of operation and meter		Not Applicable	

C	Details of incinerator: Not installed				
	A	<ul style="list-style-type: none"> - For Liquid- Not Applicable - For Hazardous Waste (Solid)- Not Applicable - If Combined- Not Applicable 			
	B	Status of operation at the time of Inspection:- Not Applicable			
	C	Temperature °c	Primary Chamber	Not Applicable	
			Secondary Chamber	Not Applicable	
i)	Status of energy meter & hour meter			Not Applicable	
ii)	Status of log book of operation and meter			Not Applicable	
D	Details of D. G. Sets				
	Rating	Status of Acoustic enclosure	Details of Stack	Adequacy of stack and acoustic enclosure	Whether adequate and safe infrastructural monitoring facility provided or not?
1	D.G. SET (01 Nos. - 500 KVA), (03 Nos. - 380 KVA)	An acoustic enclosed environment provided	Adequate approx. 6m from ground level.	Yes, Provided	-
E	Source of foul odour and measures taken to control, if any,			No	
28	Fly ash management with all details, if applicable,			NA	

29	A	Details about Hazardous Waste Management: Authorization under Hazardous waste Management Rules was issued vide HO Letter No.- F(HSW)/Bhilwara(Bhilwara)/6815(1)/2025-2026/2610-2612 dated 10/11/2025 for the period from 20/08/2025 to 31/07/2030.		
Sr No	Source of Hazardous Waste	Category of Hazardous Waste & Code	Quantity of Hazardous Waste generated/ storage	Facility for Collection, Storage, Treatment, Transportation and Disposal
1	Discarded containers / Barrels / Liners used for hazardous wastes/chemicals	I and 33.1	780.00 NOS./ ANNUM	Sales to Registered Recycle
2	Chemical sludge from waste water treatment	I and 35.3	3400 Ton Per Annum	Co incineration In Cement Kiln
3	MEE Salt	I and 37.3	140.00 MTPA	UCCI Udaipur
4	Used or spent oil	I and 5.1	1500.00 Litters Per Annum	Sales to Registered Recycler
30	Verification and irregularities/ gap found in manifests			N.A.
31	Management/ Disposal of Spent Acid/ Solvent/ Waste Oils, if applicable			N.A.
32	Whether industry is a member of TSDF site or not?			No
33	A	Status of logbook for hazardous waste:		Maintain
	B	Status of display board of size 4' x 6' at the main gate		Provided through painted wall
	C	Status of display board at the storage area		Yes
34	Electric service number			*

35	Water service number	N.A.
36	<p data-bbox="331 315 1273 349"><u>Other relevant information regarding the industry, including complaints</u></p> <p data-bbox="331 389 1453 689">As per the News article relayed on channels in the name of Lok Jeevan & India News, on dated 10.04.2026, regarding the disposal of effluent into Guwardi Nalla, which subsequently flows into Mandpiya Nalla, from Textile Process Houses located at Chittorgarh Road, Bhilwara and in compliance of directions received from Regional Officer Bhilwara, undersigned Board official visited the site and verified the contents of the said news article:-</p> <p data-bbox="341 730 1174 775"><u>FINDINGS OF INSPECTION ON DATED: 10.04.2026: -</u></p> <p data-bbox="341 824 1158 869">During the site inspection, the following observations were made:</p> <ol data-bbox="392 913 1453 1827" style="list-style-type: none"> <li data-bbox="392 913 1453 1003">1. During the inspection, a mild flow was observed into the Guwardi Nalla. According to appearance, it doesn't look like to be of Textile Effluent. <li data-bbox="392 1016 1453 1205">2. Upon measuring the Total Dissolved Solids (TDS) level of flowing water from Guwardi Nalla it was found to be 2290 ppm, which indicates no major deviation from regular vigilance and largely contains the domestic water from residential colonies located at the upstream of the Guwardi Nalla. <li data-bbox="392 1218 1453 1827">3. In order to verify the other locations as mentioned in the video footage received at this office, area located at Mandapiya Village was visited. At Mandapiya Bridge, moderate flow of water and TDS of water was checked, and the same was found to be 4130 ppm and may be termed as effluent. This TDS may indicate that there may be some possible effluent discharge occur and the same gets mixed with domestic sewage coming with the flow from nearby village area and after due dilution with domestic sewage, reached at this level. In order to further investigate the issue and to identify the source of the significantly high TDS than usual TDS of a Nalla, carrying domestic sewage, discussions were held with villagers, and they identified an area where they informed that, there is a pipeline carrying fresh water from Banas to a Textile Process House, in the name of M/s Anant Syntex Ltd exists and line operators from this unit came at late night hours and open the valve 	

associated with the line and discharges textile effluent back to Nalla near Mandapiya Bridge. The identified location is covered with dense bushes and a narrow strip of land filled leads to the area where, the line exists.

4. To verify the claim made by the villagers, location was inspected and it was observed that a pipeline had been laid in the area, through which high TDS effluent was being discharged. It was further observed that junction arrangement fitted with nuts and bolts had been installed, in the pipeline, and high TDS effluent was found accumulated around this arrangement in huge quantity, which circumstantial signifies possible discharge of effluent from this place, which eventually raised the overall TDS of the flowing water to the level 4130 ppm in Nalla at Mandapiya Bridge.
5. Sample of the accumulated waste water around the pipeline was collected for further analysis and deposited at Regional Laboratory of this Office.
6. The said pipeline and junction arrangement was verified by the representative of M/s Anant Syntex Ltd, who were called to identify this line. Both the representatives, acknowledged that the pipeline belongs to their unit and informed that it is being used for supplying fresh water sourced from fresh water wells situated along Banas River. Nevertheless, circumstantial evidence observed at the site indicated the presence of high TDS water at the location, strongly suggesting that the high TDS effluent had been discharged from the said pipeline, where the measured TDS value was found to be 4130 ppm.
7. In continuations of the above, the inspection of M/s Anant Syntex Ltd was carried out after this, and effluent was found scattered/spread within the premises. The Reverse Osmosis (RO) plant was observed to be in a leaking condition, and poor housekeeping practices were found at the site.
8. Tanks located in the premises used for equalization and other purposes were found to be either in leaking condition or overflowed.
9. Further, many flexible pipe lines were also observed within the premises, despite repeated directions passed by this office, to remove the same. These Flexible pipelines may indicates, the possibility of effluent may be routed back to the lines during night hours.

10. This overall impact regarding condition of ETP and RO , might affect the overall efficiency of treatment system and representative was directed to renovate the complete system including leakages of RO /Overflowing of tanks /Removal of Flexible Lines etc within 15 days time and report to the office.
11. Along with that sludge drying area of the unit was also filled up with sludge and space seems to be insufficient for proper drying of sludge. To this unit representative has informed that, they are in process of purchasing the sludge dryer and order for the same has been placed. Representative was directed to expedite the process.

OBSERVATION MADE ON DATED: 13.04.2026: -

1. Aforesaid site was again visited by the Board official on dated 13.04.2026 and mild flow was still observed at Mandapiya Nalla. However, appearance of the Nalla this time observed to be less blackish as compared to 10.04.2026. TDS of flowing water from Mandapiya Nalla was also checked, and the same was found to be 2280 ppm, which may be due to the reason, as unit might not have discharged effluent after 10.04.2026 into the Nalla and same was reduced to 2280 ppm from 4130 ppm after dilution of domestic water of low TDS flowed in the last 2-3 days.
2. Unit has rectified the area around the pipeline (Nut bolt arrangement) at Mandapiya Nalla. (GPS coordinated photographs enclosed for reference)


GPS tagged photographs are enclosed for ready reference.

37	Details of water/ waste water sample collected during inspection	NA
38	Details of air /emission sample collected during inspection	-
39	Compliance of CTE/ CTO/ Authorization/ Registration/ Undertaking/Bank Guarantee if any, EC-conditions, if applicable:	

40	Specific non- compliances if any, observed during inspection:	As mentioned at Point No 36
----	---	-----------------------------

GPS tagged photographs are enclosed for ready reference.

Submitted for further necessary action, please.



(Kanhaya Lal Kumawat)

JEE

RECOMMENDATION: -

In view of above observations, there is high possibility that, discharge of effluent, through the fresh water line has been done by this unit. Further, condition of the treatment system installed by the unit were also not found to be working efficiently. Therefore, it is proposed to initiate action against the unit in accordance with the law , which may include imposition of EC, along with the directions to the unit to submit a time bound action plan for :-

- a. Renovations of all civil tanks being used for treatment purpose.
- b. Removal of all flexible pipelines from ETP/MEE/ATFD area and replace them with permanent lines.
- c. Rectify all the leakages exists in the system.
- d. Improve the House Keeping of the premises.



(Deepak Dhanetwal)
SEE & Regional Officer

GPS coordinated photographs taken on dated: 10.04.2026




Figure 1. Effluent check on dated 10.04.2026 at Mandapiya unikt



Figure 2. Nut Bolt arrangement attached with Pipe line at Mandapiya unikt of M/s Anant Syntex Ltd



Figure 3. Nut Bolt arrangement attached with Pipe line at Mandapiya unikt of M/s Anant Syntex Ltd



Figure 4. High TDS effluent accumulated at M/s Anant Syntex Ltd




Figure 5. Leakage of RO plant



Figure 6. Flexible Pipeline found near effluent accumulated at M/s Anant Syntex Ltd

GPS coordinated photographs taken on dated: 13.04.2026



Figure 7. TDS checked at Mandapiya Unikt & same was found 2280ppm.



Figure 8. Mandapiya Unikt



Figure 9. Rectified Nut Bolt arrangement attached with Pipe line at Mandapiya unikt of M/s Anant Syntex Ltd